

Analysis Report on Students' Satisfaction Survey regarding Teaching-Learning Evaluation 2021-2022

Feedback from students during the academic year 2021-2022 were analyzed based on a five point measurement scale. 82 students responded through an online survey. Twenty parameters are analyzed.

The students involved in the survey were of the age group between 19 and 24 and most of the responses were from the age group 20 (24.4%) and 21 (47.6%). Out of 84 students about 81.7% were girls and most of the respondents were from Bachelor's degree programs. Most responses were from pupil pursuing their study in Arts subject (50%) followed by science (26.8%), commerce (13.4%) , professional degree (6.1%) and others (3.7%)

STUDENTS SATISFACTION SURVEY :RESPONSES

| Questions | Responses | | | | |
|--|-----------|-------|-------|------|------|
| | 1 | 2 | 3 | 4 | 5 |
| How much of the syllabus was covered in the class? | 69.5% | 18.3% | 8.5% | 2.4% | 1.2% |
| How well did the teachers prepare for the class? | 48.8% | 47.6% | 2.4% | 0% | 1.2% |
| How well were the teachers able to communicate | 79.3% | 14.6% | 4.9% | 0.6% | 0.6% |
| The teacher's approach to teaching is | 58.5% | 28% | 7.3% | 6.1% | 0% |
| The internal evaluation process by teachers are described as | 63.4% | 29.3% | 7.3% | 0% | 0% |
| Was your assignment helping you in your subject learning? | 53.7% | 28% | 12.2% | 6.1% | 0% |
| The institute takes active interest in promoting extension activities, field visit opportunities for students? | 34.1% | 24.4% | 25.6% | 9.8% | 6.1% |

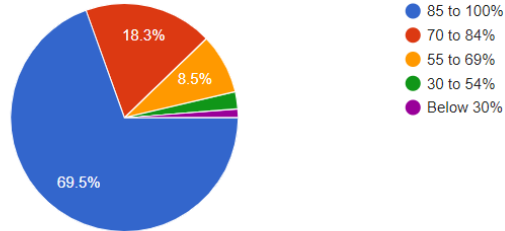
| | | | | | |
|---|-------|-------|-------|------|------|
| The teaching and mentoring process in your institution facilitates you | 37.8% | 42.7% | 17.1% | 2.4% | 0% |
| The institution provides various opportunities to learn and grow | 36.6% | 41.5% | 18.3% | 2.4% | 1.2% |
| Teachers inform you about the syllabus, course outcomes and program outcomes | 62.2% | 26.8% | 7.3% | 2.4% | 1.2% |
| Your class teacher does a necessary follow-up with you | 75.6% | 13.4% | 7.3% | 3.7% | 0% |
| The teachers illustrate the concepts through examples and applications | 58.5% | 29.3% | 8.5% | 3.7% | 0% |
| The teachers identify your strengths and encourage you to develop your natural talents | 56.1% | 28% | 8.5% | 6.1% | 1.2% |
| The teachers are able to identify your weakness and help you to overcome them | 51.2% | 32.9% | 7.3% | 3.7% | 4.9% |
| The institution makes effort to engage students in evaluation and improvement of the learning process | 41.5% | 36.6% | 18.3% | 3.7% | 0% |
| The teachers use student centric methods such as experiential learning, participative and problem solving methodologies for enhancing learning experience | 37.8% | 48.8% | 9.8% | 3.7% | 0% |
| Teachers encourage you to participate in extracurricular activities | 39% | 42.7% | 13.4% | 3.7% | 1.2% |
| The institution takes effort to inculcate soft skills in you | 41.5% | 40.2% | 9.8% | 8.5% | 0% |
| What percentage of teachers use ICT tools, multimedia etc while teaching | 20.7% | 51.2% | 15.9% | 6.1% | 6.1% |
| The overall quality of teaching and learning process in your institution is very good | 50% | 36.6% | 12.2% | 0% | 1.2% |

RESPONSE OF EACH QUESTION

1.How much of the syllabus was covered in the class?

 Copy

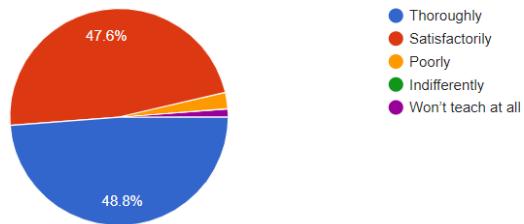
82 responses



2.How well did the teachers prepare for the class?

 Copy

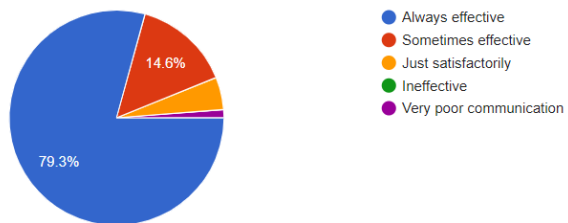
82 responses



3.How well were the teachers able to communicate?

 Copy

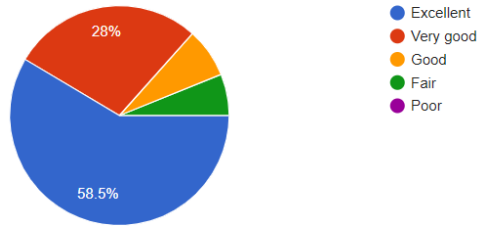
82 responses



4. The teacher's approach to teaching is

 Copy

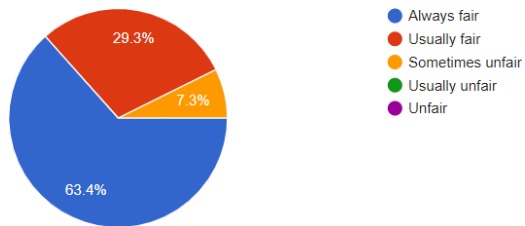
82 responses



5. The internal evaluation process by the teachers are described as

 Copy

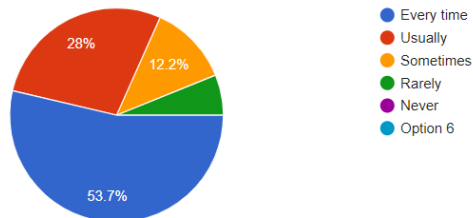
82 responses



6. Was your assignment helping you in your subject learning?

 Copy

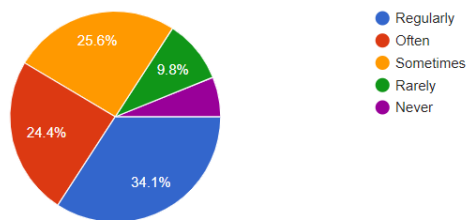
82 responses



7. The institute takes active interest in promoting extension activities, field visit opportunities for students?

 Copy

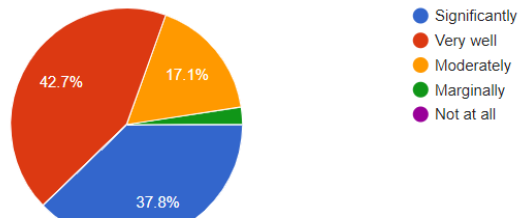
82 responses



8.The teaching and mentoring process in your institution facilitates you

 Copy

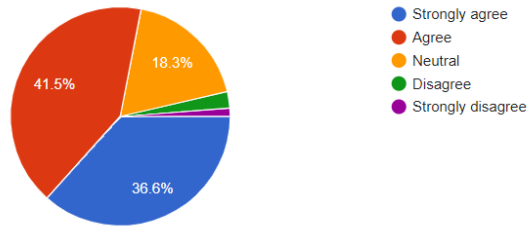
82 responses



9.The institution provides various opportunities to learn and grow

 Copy

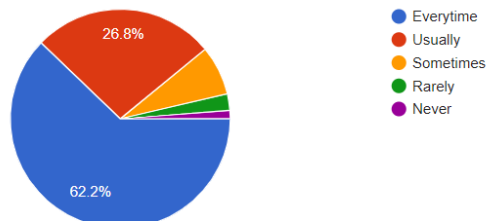
82 responses



10.Teachers inform you about the syllabus, course outcomes and program outcomes

 Copy

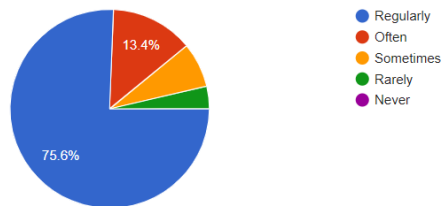
82 responses



11.Your class teacher does a necessary follow- up with you

 Copy

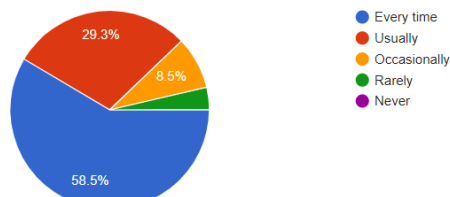
82 responses



12.The teachers illustrate the concepts through examples and applications

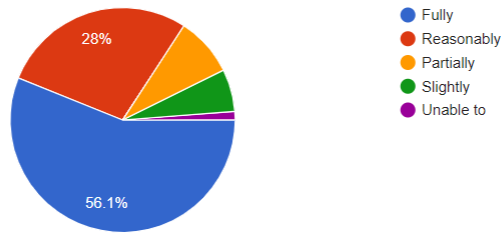
 Copy

82 responses



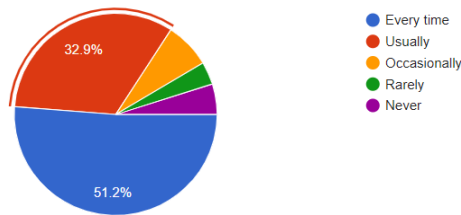
13. The teachers identify your strengths and encourage you with providing right level of works [Copy](#)

82 responses



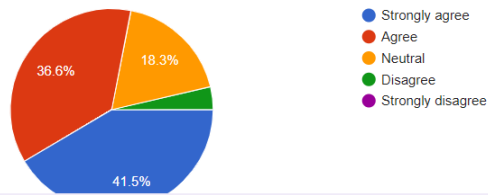
14. The teachers are able to identify your weakness and help you to overcome them [Copy](#)

82 responses



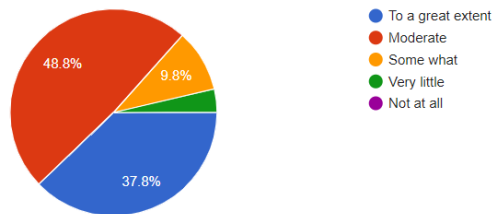
15. The institution makes effort to engage students in evaluation and improvement of the learning process [Copy](#)

82 responses



16. The teachers use student centric methods such as experiential learning, participative learning and problem solving methodologies for enhancing learning experiences [Copy](#)

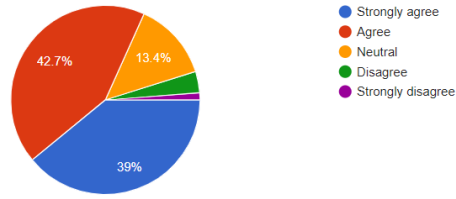
82 responses



17. Teachers encourage you to participate in extracurricular activities

[Copy](#)

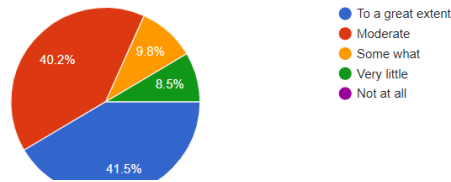
82 responses



18. The institute make efforts to inculcate soft skills, life skills in you

[Copy](#)

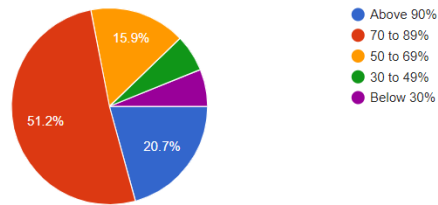
82 responses



19. What percentage of teachers use ICT tools, Multimedia etc. while teaching

[Copy](#)

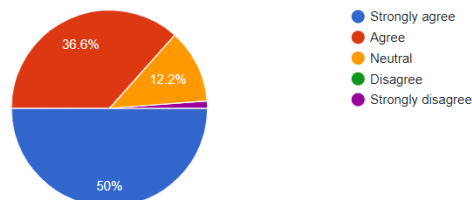
82 responses



20. The overall quality of teaching and learning process in your institution is very good

[Copy](#)

82 responses



21. Give your observation/suggestions to improve the overall teaching-learning experience in your institution

There were a total of 82 responses, among them, 68 students gave some suggestions. About 20 students were fully satisfied with the current teaching learning evaluation pursued in the institution and they recorded it as excellent or very good. About 6 suggested e-learning/ advanced learning technologies in classrooms. Some students suggested (5) interactive teaching methods. 5 students suggested the need of student centred as well as activity based learning while 12 demanded more computer availability to students. About 5 students emphasized the need of teachers becoming more friendly while 2 suggested that the teachers must be strict. Some demanded more books in the library for their respective subjects (4) while others demanded (3) more project works, study tours (1), skill development programs (2), outdoor classes (3), seminars (1) and computer awareness classes (2). Suggestions like syllabus modification (2), more material facilities (1) experiential learning (3) and social learning (2) etc were also recorded in the survey. Need of improvement in extra and co-curricular activities was mentioned by two of the students. Students suggested improvement in infrastructure facilities(2). Some opined that exams should be conducted at the right time (1) and more class wise test papers should be conducted (1) (MCQ) type. About 12 students gave no suggestion at all while 4 pupils did not respond to this question.

in addition to this the following suggestions were also made on general aspects of the college

| |
|--|
| More focus to be laid on inculcating soft skill and life skills during the course |
| Need modern teaching aids |
| Teachers should be more approachable |
| Inadequate availability of certain resources. |
| Ensure good material facilities |
| The Institution as such is maintaining an average standard but individual performance of departments is remarkable |
| Adopt new technology based methods for overall improvement of the college |
| Need more opportunities for extra curricular activities |